



Tammy Foster
HUMAN RESOURCES MANAGEMENT

BC Survey - Results 2023 Fall I (8 week) - 231E, HUMAN RESOURCES

Dear Instructor,

Below are the 2023 Fall I (8 week) - 231E survey results for "HUMAN RESOURCES MANAGEMENT".

The overall indicator is listed first.

The second part of the analysis lists the average values of all individual questions.

Comments are listed at the report's end.

If you have any further questions, please reach out to a member of PIER.

Best regards,

Robert Wood
Assistant Research Analyst
Brazosport College
500 College Drive
Lake Jackson, TX 77566
(979)-230-3189
robert.wood@brazosport.edu

Tammy Foster
2023 Fall I (8 week) - 231E
HUMAN RESOURCES MANAGEMENT (HRPO2301 40231E)
No. of responses = 3



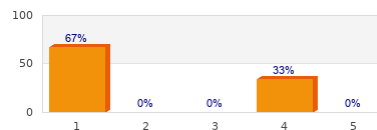
Survey Results

3. Level of Agreeance:

3.1) Instructions for course activities and assignments were clear.	strongly disagree	<table><tr><th>Response</th><th>Percentage</th></tr><tr><td>1</td><td>67%</td></tr><tr><td>2</td><td>33%</td></tr><tr><td>3</td><td>0%</td></tr><tr><td>4</td><td>0%</td></tr><tr><td>5</td><td>0%</td></tr></table>	Response	Percentage	1	67%	2	33%	3	0%	4	0%	5	0%	strongly agree	n=3 av.=1.3 md=1 dev.=0.6
Response	Percentage															
1	67%															
2	33%															
3	0%															
4	0%															
5	0%															
3.2) The workload in this course was well distributed throughout the term.	strongly disagree	<table><tr><th>Response</th><th>Percentage</th></tr><tr><td>1</td><td>67%</td></tr><tr><td>2</td><td>0%</td></tr><tr><td>3</td><td>0%</td></tr><tr><td>4</td><td>33%</td></tr><tr><td>5</td><td>0%</td></tr></table>	Response	Percentage	1	67%	2	0%	3	0%	4	33%	5	0%	strongly agree	n=3 av.=2 md=1 dev.=1.7
Response	Percentage															
1	67%															
2	0%															
3	0%															
4	33%															
5	0%															
3.3) The course was delivered as outlined in the syllabus.	strongly disagree	<table><tr><th>Response</th><th>Percentage</th></tr><tr><td>1</td><td>67%</td></tr><tr><td>2</td><td>0%</td></tr><tr><td>3</td><td>0%</td></tr><tr><td>4</td><td>33%</td></tr><tr><td>5</td><td>0%</td></tr></table>	Response	Percentage	1	67%	2	0%	3	0%	4	33%	5	0%	strongly agree	n=3 av.=2 md=1 dev.=1.7
Response	Percentage															
1	67%															
2	0%															
3	0%															
4	33%															
5	0%															
3.4) Assessments/exams were based on material covered in assignments, readings, lectures, videos, group activities, etc.	strongly disagree	<table><tr><th>Response</th><th>Percentage</th></tr><tr><td>1</td><td>67%</td></tr><tr><td>2</td><td>0%</td></tr><tr><td>3</td><td>0%</td></tr><tr><td>4</td><td>33%</td></tr><tr><td>5</td><td>0%</td></tr></table>	Response	Percentage	1	67%	2	0%	3	0%	4	33%	5	0%	strongly agree	n=3 av.=2 md=1 dev.=1.7
Response	Percentage															
1	67%															
2	0%															
3	0%															
4	33%															
5	0%															
3.5) The instructor made learning relevant to my field of study, career, or degree.	strongly disagree	<table><tr><th>Response</th><th>Percentage</th></tr><tr><td>1</td><td>67%</td></tr><tr><td>2</td><td>0%</td></tr><tr><td>3</td><td>0%</td></tr><tr><td>4</td><td>33%</td></tr><tr><td>5</td><td>0%</td></tr></table>	Response	Percentage	1	67%	2	0%	3	0%	4	33%	5	0%	strongly agree	n=3 av.=2 md=1 dev.=1.7
Response	Percentage															
1	67%															
2	0%															
3	0%															
4	33%															
5	0%															
3.6) The instructor used a variety of instructional methods (examples: group discussions, student presentations, student activities, lab activities, online discussions, video assignments, case studies, etc.)	strongly disagree	<table><tr><th>Response</th><th>Percentage</th></tr><tr><td>1</td><td>67%</td></tr><tr><td>2</td><td>0%</td></tr><tr><td>3</td><td>0%</td></tr><tr><td>4</td><td>33%</td></tr><tr><td>5</td><td>0%</td></tr></table>	Response	Percentage	1	67%	2	0%	3	0%	4	33%	5	0%	strongly agree	n=3 av.=2 md=1 dev.=1.7
Response	Percentage															
1	67%															
2	0%															
3	0%															
4	33%															
5	0%															
3.7) The instructor provided timely feedback on my assignments.	strongly disagree	<table><tr><th>Response</th><th>Percentage</th></tr><tr><td>1</td><td>67%</td></tr><tr><td>2</td><td>33%</td></tr><tr><td>3</td><td>0%</td></tr><tr><td>4</td><td>0%</td></tr><tr><td>5</td><td>0%</td></tr></table>	Response	Percentage	1	67%	2	33%	3	0%	4	0%	5	0%	strongly agree	n=3 av.=1.3 md=1 dev.=0.6
Response	Percentage															
1	67%															
2	33%															
3	0%															
4	0%															
5	0%															
3.8) The instructor exhibited professional behavior, treated students respectfully, and used appropriate language during class.	strongly disagree	<table><tr><th>Response</th><th>Percentage</th></tr><tr><td>1</td><td>33%</td></tr><tr><td>2</td><td>0%</td></tr><tr><td>3</td><td>33%</td></tr><tr><td>4</td><td>33%</td></tr><tr><td>5</td><td>0%</td></tr></table>	Response	Percentage	1	33%	2	0%	3	33%	4	33%	5	0%	strongly agree	n=3 av.=2.7 md=3 dev.=1.5
Response	Percentage															
1	33%															
2	0%															
3	33%															
4	33%															
5	0%															

3.9) The instructor provided grades within the stated timeframe.

strongly disagree

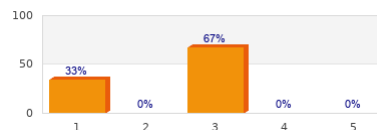


strongly agree

n=3
av.=2
md=1
dev.=1.7

3.10) The instructor was accessible to answer questions and explain material outside of class according to office hours.

strongly disagree



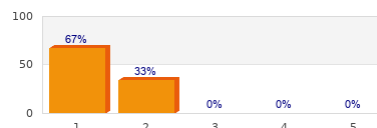
strongly agree

n=3
av.=2.3
md=3
dev.=1.2

4. Overall Satisfaction With This Course:

4.1) Please rate your overall satisfaction with the learning experience in this course.

Very Dissatisfied



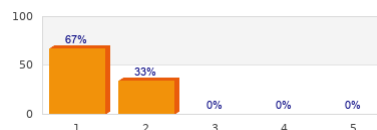
Very Satisfied

n=3
av.=1.3
md=1
dev.=0.6

5. Course Recommendation:

5.1) How likely are you to recommend this course with this instructor to a friend?

Very Unlikely



Very Likely

n=3
av.=1.3
md=1
dev.=0.6

7. Student Demographics:

7.1) How many credits have you completed toward your degree or certificate?

0 - 30 completed credits 66.7%

31 - 60 completed credits 0%

61 - 90 completed credits 33.3%

91 + completed credits 0%

n=3

7.2) This course is instructed as:

a face-to-face course 0%

a hybrid/blended course (a combination of face-to-face and online instruction) 0%

an online synchronous (students are required to participate online at a specific time) 0%

an online asynchronous (students view course materials at any time) 100%

n=3

7.3) This term I am currently enrolled in:

5 or less credit hours 0%


6 - 8 credit hours 0%

9 - 11 credit hours 33.3%

12 or more credit hours 66.7%

n=3

7.4) My current major is:



7.5) I am currently a high school student taking college courses.



Comments Report

2. More Than One Instructor:

2.1) **If your course had more than one instructor.** in the box type the name of the instructor you are assessing. If your course only had one instructor, skip this question.

- Dana foster

6. Open Response:

6.1) What are the strengths of this course?

- No strengths.
- The instructor does email you back in a timely manner..
- none

6.2) What changes would you recommend that would improve this course?

- A teacher who is organized, communicative, and will bring solutions when the course takes a turn for the worse.
- I would change the simulations. With this being on online course, your grade on the simulations can be effected if other members in your group do not participate or answer their emails. It also plays a role when you never get sent the link to the simulation and you've asked for 4 weeks, yet you receive a 0.
- access being given to students in a timely fashion

6.3) Any further, constructive comments?

- I would suggest information that is requested be addressed when it is requested so our grade isn't affected. Holding zoom meeting on the weekend is also an inconvenience. It's not a work day or a school day, it is time for family and other things.
- Such a bad experience with this professor.